STANLEY
Infrastructure

CE CERTIFIED
PRODUCT CATALOG

A WIDE RANGE OF SOLUTIONS

STANLEY INFRASTRUCTURE | 6430 SE Lake Rd. | Portland, OR 97222 | 1-800-972-2647 | www.stanleyinfrastructure.com

STANLEY
Infrastructure

GREAT BRAND, GREAT TOOLS

STANLEY has a proud tradition of being a global leader in the development of a wide range of innovative hydraulic products used in a variety of industries and applications throughout the world. As a proud member of STANLEY Black & Decker, a 175 year old company committed to the manufacture and distribution of quality tools for the professional, industrial, and consumer, we at STANLEY Infrastructure are dedicated to providing our customers with innovative customer-driven product designs, world class quality, unmatched product support, and superior value.

GLOBAL REPRESENTATION

STANLEY Infrastructure produces an extensive line of products for use in construction, demolition, scrap processing, recycling, utilities, municipalities, railroads, industry, landscaping, underwater, construction, and specialty trades. STANLEY Infrastructure Tools has sales offices and distributors throughout North America, Central America, South America, Europe, Asia, Australia, and the Middle East.

OUR MISSION

STANLEY is committed to providing innovative solutions for infrastructure based applications. We are for those who make the world move.

ISO 9001:2008 REGISTERED

CE

About Hydraulic Tools 1-2
Breakers 2-4
Chipping Hammer 5
Augers 5
Tamper Drills 6
Grinders 7
Hammer Drills 8
Impact Drills 9
Impact Wrenches 10
Diamond Chainsaws 11
Chainsaw & Cutoff Saw Water Pump 11
Utility Chain saw 12
Cutoff Saw 12
Sump Pumps 13
Trash Pumps 14
Power Units 15
Suggested Carrier Ranges 16
Profile Grinders 16
Track Jacks 17
Weld Shear 17
Rail Saw 18
Rail Drill 18
Hydraulic System Requirements 19-20

STANLEY Infrastructure

POWERFUL TOOLS FOR POWERFUL JOBS

Professionals turn to hydraulic tools when they need to get the toughest jobs done. Nothing matches the performance of hydraulic tools to cut through rock & concrete, drive posts or spikes, or pump a flooded culvert. Because their energy is derived from compressed oil, hydraulic tools can pack a big punch in a little package. Their inherent efficiency means they're friendlier to the environment than comparable air or gas tools. And because they're self-lubricating, they last several times longer.

Today we offer dozens of tools that can operate dependably off a single power source and professionals around the world are turning to the power of STANLEY Infrastructure for their most powerful jobs.

ADVANTAGES OF HYDRAULIC TOOLS

- Durability & Maintenance - Hydraulic tools are designed to last with minimal maintenance requirements. Because internal components are bathed in hydraulic oil, it is not uncommon for them to last 15 years or more.
- Low Noise - Hydraulic tools are significantly quieter than comparable gas-powered and pneumatic alternatives.
- Increased Power & Productivity - Since compressed oil transfers far more energy than compressed air, nothing packs as much pound-for-pound punch as hydraulic. That allows us to design a smaller, lighter tool that can deliver more power than even the biggest gas or pneumatic alternatives.
- Cold Conditions - Hydraulic tools can be operated in sub-zero temperatures without freezing up.
- Wet Conditions - Wet weather does not affect hydraulic tools. In fact, many models are available for use underwater.
- Enclosed Spaces - Hydraulic tools don't produce exhaust and their power sources can be stationed remotely. Not so with gas-powered tools which often discharge engine exhaust directly onto the operator or with pneumatic tools which can atomize small droplets of lubricating oil into the surrounding atmosphere.
- Cost-Effective, Environmentally Friendly Operation - Hydraulic tools are inherently more efficient, meaning they require less energy to perform the same work as alternative tools, saving time and money. Hydraulic tool circuits are designed to keep oil in and contaminants out and our tools can be used with a variety of biodegradable environmentally safe hydraulic oils, so they can be operated with minimal impact to their surrounding environment.

BREAKERS

Nothing equals the impact force of hydraulic-powered breakers. With the best power-to-weight ratio, higher blow energy, and a lower noise level than pneumatic breakers, our hydraulic percussion tools are simply the best choice. Our 70-lb. class breakers, for instance, deliver roughly the same impact energy as most 90-lb. pneumatic breakers. Internal components are continually bathed in hydraulic oil, providing long-lasting performance with minimal maintenance requirements. And because the hydraulic system is totally enclosed, there's no tool exhaust or oil atomization often found with gas-powered or pneumatic alternatives.

Compared to other options, hydraulic breakers offer:

- Higher impact than comparably sized alternative platforms
- No tool exhaust
- Quieter operation than pneumatic tools allows for use in sensitive areas
- Hydraulic oil provides continuous lubrication of internal parts for longer service life
- Modular, re-buildable design platform improves serviceability
- Handles system back pressures up to 250 psi / 17 bar
- Feathering ON/OFF valve to control speed and make initial tool placement easy
- Trouble-free diaphragm accumulator for added blow energy

Our hydraulic breakers are used around the world in utility construction, street maintenance, repair of water and gas mains, and general contracting jobs.

A general rule of thumb when sizing the appropriate breaker for your application is to use 10 pounds for each inch of material. A 40-pound breaker, for instance, is a good fit for 4-inch concrete. A 90-lb breaker would be used to break 9-inch concrete.

LIGHT TO MEDIUM DUTY BREAKERS MODEL BR45 - 40# PLUS CLASS

The BR45 is light to medium duty breakers for work in the 35 to 55 pound class around the globe.

SPECIFICATIONS

Application: Light concrete or asphalt breaking or scoring, small rock breaking, rod driving, tamping.
Tool Bit Size: 7/8 x 3-1/4 in., 1-1/8 x 6 in., 1-1/4 x 6 in. or 1 x 4-1/4 in.
Hyd. Flow: 4-6 gpm / 15-24 lpm, 5.5 gpm / 20 lpm or 7-9 gpm / 26-34 lpm.
Weight: 37 lbs / 17 kg to 58 lbs / 26 kg
Length: 22.5 in. / 57 cm to 30 in. / 76 cm
Width: 14 in. / 36 cm to 18 in. / 45 cm
Connection: 3/8 in. flush face quick disconnect couplers

FEATURES

- Convenient, maneuverable size makes this class a favorite for light to medium sized jobs
- BR45550 model designed for operation at 4-6 gpm / 15-24 lpm range
- T-type or Anti-vibration handle (see order information)
- EZ-Ride™ or standard foot (see order information)
- Hose whips and flush-face quick disconnect couplers

18 KG /40 LB
5-15 CM / 2-6 IN. CONCRETE

MEDIUM DUTY BREAKERS international 50# CLASS

SPECIFICATIONS

Application: Concrete or asphalt breaking or scoring, small rock breaking, rod driving.
Tool Bit Size: 1-1/8 x 6 in., 1-1/4 x 6 in. or 1-1/4 x 6-1/4 in.
Hyd. Flow: 7-9 gpm / 26-34 lpm or 4-6 gpm / 15-23 lpm
Weight: 59 lbs / 27 kg T-Handle, 61 lbs / 27.6 kg with Anti Vibe Handle
Length: 28 in. / 71 cm with T-Handle, 29 in. / 73 cm with Anti Vibe Handle
Width: 14.25 in. / 36 cm with T-Handle, 17.5 in. / 45 cm with Anti Vibe Handle
Connection: 3/8 in. flush face quick disconnect couplers

FEATURES

- T-type or Anti-Vibration Handle (see order information)
- Strong tie rod design for durability
- Hose whips and flush-face quick disconnect couplers

23 KG /50 LB
5-15 CM / 2-6 IN. CONCRETE

BREAKERS

STANLEY Infrastructure

MEDIUM DUTY BREAKERS MODEL BR67 - 70# PLUS CLASS

The BR67 is a medium to heavy-duty breaker for work in the 70 pound class and above. It is highly productive in construction, street maintenance, repair of water and gas mains, and general contracting jobs.

SPECIFICATIONS
Application: Concrete or asphalt breaking or scoring; small rock breaking; rod, anchor, & stake driving.
Tool Bit Size: 1-1/8 x 6 in. or 1-1/4 x 6 in.
Hyd. Flow: 7-9 gpm / 26-34 lpm
Weight: 72 lbs / 33 kg-BR67 with T-Handle
Length: 27 in. / 68 cm-BR67 with T-Handle
Width: 16 in. / 41 cm-BR67 with T-Handle
Connection: 3/8 in. flush face quick disconnect couplers

FEATURES
- Our original breaker design
- Delivers excellent overall performance
- Provides good balance of power to weight
- T-type or Anti-Vibration handle
- EZ-Ride™ or standard foot
- Strong tie rod design for durability
- Hose whips and flush-face quick disconnect couplers

32 KG /70 LB
15-20 CM / 6-8 IN. CONCRETE

HEAVY DUTY BREAKERS MODEL BR87 - 90# PLUS CLASS

The BR87 is a heavy-duty breakers for work in the 90 pound class and heavier. With a longer piston stroke, our 90# class breakers are our hardest hitting hand held breakers.

SPECIFICATIONS
Application: Concrete or asphalt breaking or scoring, small rock breaking, rod, anchor, & stake driving.
Tool Bit Size: 1-1/8 x 6 in. or 1-1/4 x 6 in. (see ordering info)
Hyd. Flow: 7-9 gpm / 26-34 lpm
Weight: 84 lbs / 3 kg
Length: 29 in. / 73.5 cm
Width: 16 in. / 41 cm
Connection: 3/8 in. flush face quick disconnect couplers

FEATURES
- Our hardest hitting breaker class, designed for the biggest breaking jobs
- Longer stroke delivers greater impact force
- T-type handle
- EZ-Ride™ or standard foot
- Strong tie rod design for durability
- Hose whips and flush-face quick disconnect couplers

41 KG /90 LB
20+ CM / 8+ IN. CONCRETE

Model	Part No.	Weight	Length	Width	Flow Range	Working Pressure	Full Relief Setting	Capacity	Misc.
BR45	BR4514801	55 lbs / 25 kg	29 in. / 74 cm	18 in. / 46 cm	7-9 gpm / 26-34 lpm	1500-2500 psi / 103-172 bar	2250 psi / 155 BAR	7/8 x 3-1/4 in. / 22 82 mm Hex Parallel	Anti Vibration
	BR4516801	55 lbs / 25 kg	29 in. / 74 cm	18 in. / 46 cm	7-9 gpm / 26-34 lpm	1500-2500 psi / 103-172 bar	2250 psi / 155 BAR	1 x 4-1/4 in. / 25 x 108 mm Hex Parallel	Anti Vibration
	BR4556801	55 lbs / 25 kg	25 in. / 64 cm	18 in. / 46 cm	4-6 gpm / 15-23 lpm	1500-2500 psi / 103-172 bar	2250 psi / 155 BAR	1 x 4-1/4 in. / 25 x 108 mm Hex	Anti Vibration
	BR45350	51 lbs / 23 kg	25 In (64 cm)	14 In (36 cm)	7-9 gpm / 26-34 lpm	1500-2500 psi / 103-172 bar	2250 psi / 155 BAR	1" Hex	Underwater
BR50	BR5017801	56 lbs / 25 kg	29 in. / 74 cm	18 in. / 46 cm	7-9 gpm / 26-34 lpm	1500-2500 psi / 103-172 bar	2250 psi / 155 BAR	1-1/4 x 6-1/4 in. / 32 x 160 mm Hex (Non Standard Bits, No Accessories Supplied)	Anti Vibration
	BR5057801	56 lbs / 25 kg	29 in. / 74 cm	18 in. / 46 cm	4-6 gpm / 15-23 lpm	1500-2500 psi / 103-172 bar	2250 psi / 155 BAR	1-1/4 x 6-1/4 in. / 32 x 160 mm Hex (Non Standard Bits, No Accessories Supplied)	Anti Vibration
BR67	BR6717801A	75 lbs / 34 kg	29 in. / 74 cm	18 in. / 46 cm	7-9 gpm / 26-34 lpm	1500-2500 psi / 103-172 bar	2250 psi / 155 BAR	1-1/4 x 6-1/4 in. / 32 x 160 mm Hex (Non Standard Bits, No Accessories Supplied)	Anti Vibration
	BR67320	67 lbs / 30 kg	29 in. / 74 cm	16 in. / 41cm	7-9 gpm / 26-34 lpm	1500-2500 psi / 103-172 bar	2250 psi / 155 BAR	1-1/8" Hex, Open Center	Underwater
BR87	BR8717201	83 lbs / 38 kg	29 in. / 74 cm	18 in. / 46 cm	7-9 gpm / 26-34 lpm	1500-2500 psi / 103-172 bar	2250 psi / 155 BAR	1-1/4 x 6-1/4 in. / 32 x 160 mm Hex	EZ Ride Foot
	BR87320	83 lbs / 38 kg	27 in. / 68 cm	16 in. / 40 cm	7-9 gpm / 26-34 lpm	1500-2500 psi / 103-172 bar	2250 psi / 155 BAR	1-1/8" Hex	Underwater

Accessories

Model	Part No.	Description
Accessories	03971	Flush-Face Coupling Set, 3/8 in. NPT
	03974	Flush-Face Coupling Set, 1/2 in. NPT
	31848	Dual Hose, 50 ft. x 1/2 in., with Couplers
	31972	Dual Hose, 25 ft. x 1/2 in., with Couplers
	58633	Twinned Hose, 25' x 1/2 in. with Couplers
	58634	Twinned Hose, 50' x 1/2 in. with Couplers

Model	Part No.	Description
BR45	07702	Moil Point, 1 in. Hex, 14 in. Under Collar
	07703	Narrow chisel, 1 in. Hex, 14 in. Under Collar
	07704	3 in. Wide Chisel, 1 in. Hex, 14 in. Under Collar
	07705	Clay Spade, 1 in. Hex, 5-1/2 in. Wide Blade
	07706	Asphalt Wedge, 1 in. Hex, 3" Wide Blade

Model	Part No.	Description
BR67 / BR87	02331	Clay Spade, 1-1/8 in. Hex, 5-1/2 in. Wide Blade
	02332	Asphalt Cutter, 1-1/8 in. Hex, 5 in. Wide Blade
	02333	Moil Point, 1-1/8 in. Hex, 14 in. Under Collar
	02334	3 in. Wide Chisel, 1-1/8 in. Hex, 14 in. Under Collar
	03990	Narrow Chisel, 1-1/8 in. Hex, 14" Under Collar
	04176	Rod Driver, 1-1/8 in. Hex, 1 in. Rod
	08106	Asphalt Wedge, 1-1/8 in. Hex

CE TOOLS

CHIPPING HAMMERS & AUGERS

STANLEY Infrastructure

CHIPPING HAMMERS MODEL CH15

The CH15 is a small chipping hammer designed for light duty chipping. It is commonly used for manhole and utility vault modifications or masonry repair and demolition. The body of the tool is shock and heat insulated. Comes with hose whips and flush-face quick disconnect couplers.

SPECIFICATIONS
Application: Chipping concrete, rock, or masonry such as utility vaults, street curbing, masonry work.
Tool Bit Size: .580 hex Shank Oval Collar, Steel Bits
Hyd. Flow: 7-9 gpm / 26-34 lpm
Weight: 16 lbs / 7.25 kg
Length: 17 in. / 43 cm
Width: 3 in. / 8 cm
Connection: 3/8 in. flush face quick disconnect couplers

Model	Part No.	Weight	Length	Width	Flow Range	Working Pressure	Full Relief Setting	Capacity	Misc.
CH15	CH1513101	16 lbs / 7.25 kg	17 in. / 43 cm	8 in. /	4-9 gpm / 15-34 lpm	1000-2000 psi / 70-140 bar	2250 psi / 155 BAR	.580 Hex - Oval Collar	Solid Retainer

Accessories

Model	Part No.	Description
CH15	03971	Flush Face Coupling Set, 3/8 in. NPT
	03974	Flush Face Coupling Set, 1/2 in. NPT
	31848	Dual Hose, 50 ft. x 1/2 in. with Couplers
	31972	Dual Hose, 25 ft. x 1/2 in. with Couplers

Model	Part No.	Description
CH15	58633	Twinned Hose, 25 ft. x 1/2 in. with Couplers
	66256	Twinned Hose, 50 ft. x 1/2 in. with Couplers
	66256	Moil Point, 9 in., .580 Hex Shank, Oval Collar
	66257	Narrow Chisel, 9 in., .580 Hex Shank, Oval Collar

EARTH AUGER MODEL EA08

The EA08 features an output torque of 250 ft lb / 339 Nm to handle a wide variety of earth boring applications up to 18 inches / 46 cm in diameter and 42 inches / 107 cm deep. It is configured with 4 handles for two-man operation but can be used by one-man by connecting the torque tube to a power unit or other solid object. An ergonomically designed forward and reverse control valve lever is integrated into the handle. The EA08 accepts 1-3/8 in. hex female augers. The EA08 is furnished with flush face quick disconnect couplers. Augers are sold separately.

SPECIFICATIONS
Application: Earth boring for posts and poles.
Capacity: Up to 18 in. / 46 cm Diameter x 42 in. / 107 cm Long Auger
Hyd. Flow: 7-9 gpm / 26-34 lpm
Weight: 47 lbs / 21 kg
Length: 11 in. / 30 cm
Width: 46 in. / 117 cm
Connection: 3/8 in. flush face quick disconnect couplers

Model	Part No.	Weight	Length	Width	Flow Range	Working Pressure	Full Relief Setting	Capacity	Misc.
EA08	EA08102A	47 lbs / 21 kg	11 in. / 30 cm	46 in. / 117 cm	4-9 gpm / 15-34 lpm	1000-2000 psi / 70-140 bar	2250 psi / 155 BAR	18 in. / 46 cm Dia. Auger	1-3/8 in. Hex Male

Accessories

Part No.	Description
47406	Auger, 2 in. dia x 42 in. OAL (requires 58585)
47407	Auger, 3 in. dia x 42 in. OAL (requires 58586)
47408	Auger, 4 in. dia x 42 in. OAL
47409	Auger, 6 in. dia x 42 in. OAL
47410	Auger, 8 in. dia x 42 in. OAL
47411	Auger, 10 in. dia x 42 in. OAL
47412	Auger, 12 in. dia x 42 in. OAL

Part No.	Description
47413	Auger, 16 in. dia x 42 in. OAL
47414	Auger, 18 in. dia Nursery
47429	Digging Tooth w/Hardface
47430	2 in. Center Screw Bit for 6-12 in.
47431	Center Screw Bit for 3 in.
47432	Center Screw Bit for 4 in.
58585	Drive Coupler, 13/16 x 1-3/8 in. for 47406 Auger

TAMPERS

TAMPER MODEL TA54

TA54103 with valve in handle

The STANLEY TA54 Tamper is ideal for soil compaction around utility poles, signs and fence posts. With few moving parts coupled with the closed hydraulic system results in an efficient tool that requires minimal maintenance and a long tool life

Model	Part No.	Weight	Length w/o Couplers and Hose Whips	Width	Flow Range	Working Pressure	Full Relief Setting	Blows/ Minute	Valve	Shoe	Coupler
TA54	TA54103	30 lbs /	71 in. /	4 in. /	3-9 gpm / 11-34 lpm	1000-2000 psi /	2250 psi / 155 BAR	1600 bpm	In-handle	Kidney	Yes

Accessories

Model	Part No.	Description
TA54	01230	10 ft. Siamese Hose
	00833	Kidney Shoe
	00836	8 ft. Siamese Hose
	00840	Round Shoe, 6 in. dia.

Model	Part No.	Description
TA54	01070	Rectangular Shoe
	72264	In-Line Valve Assembly, OC/CC

DRILL MODEL DL07

The DL07 is a variable speed drill with reverse capability. It features a 1/2 inch keyed chuck, dual position assist handle, dual-spool for open center or closed center operation, trigger guard, and is powered by an integral Hyrevz™ motor. A reverse-flow check valve prevents operation if tool is plumbed backwards. The DL07 is furnished with flush face quick disconnect couplers.

Speed/Hydraulic Flow	Torque at psi/bar
350 rpm @ 3 gpm / 11.3 lpm	4 ft. lbs @ 500 psi / 5.4 Nm @ 35 bar
475 rpm @ 4 gpm / 15 lpm	9 ft. lbs. @ 1000 psi / 12.2 Nm @ 70 bar
750 rpm @ 4 gpm / 23 lpm	14 ft. lbs. @ 1500 psi / 19 Nm @ 105 bar
1000 rpm @ 8 gpm / 30 lpm	19 ft. lbs @ 2000 psi / 25.7 Nm @ 140 bar
1250 rpm @ 10 gpm / 38 lpm	

Model	Part No.	Weight	Length	Width	Flow Range	Working Pressure	Full Relief Setting	Torque	Capacity	Misc.
DL07	DL0755201	6 lbs / 2.7kg	9 in. / 22.9 cm	9 in. / 22.9 cm	4-12 gpm / 15-46 lpm	1000-2000 psi	2250 psi / 155 bar	350-1250 rpm	5/8-6-3/8 in / 15-160 mm Bits	Dual Spool

Accessories

Model	Part No.	Description
DL07	31848	Dual Hose, 50 ft. x 1/2 in., with Couplers
	31972	Dual Hose, 25 ft. x 1/2 in., with Couplers
	58633	Twinned Hose, 25 ft. x 1/2 in. with Couplers
	58634	Twinned Hose, 50 ft. x 1/2 in. with Couplers
	09624	Jacobs Drill Chuck, 1/2 in.
	27628	Jacobs Drill Chuck, 5/8 in.

Model	Part No.	Description
DL07	01857	Adjustable Chuck & Adaptor 3/4" Squaare x 3/4 in.
	04365	3/4 in. Chuck, 3 JT Taper, Use 7/16 in. Bits
	03971	Flush Face Coupling Set, 3/8 in. NPT
	03974	Flush Face Coupling Set, 1/2 in. NPT

GRINDERS

STANLEY Infrastructure

UNDERWATER GRINDER MODEL GR29

The Stanley Hydraulic GR29 Grinder is a right angle grinder ("vertical grinder") that can be used for grinding and cleaning in underwater applications with a variety of wheels, brushes and attachments. The high torque gear motor drives a standard $\frac{5}{8}$ - 11 threaded spindle. A 9" adjustable wheel guard, two position assist handle and trigger guard are standard. Painted hi-visibility yellow.

FEATURES

- Two position assist handle for right/left hand operation
- Oversized trigger with guard for diver comfort
- Adjustable wheel guard for infinite positions
- Use with grinding wheels, hull scrubbing brushes, wire and nylon brushes, barnacle busters and Desmond wheels
- 3200 rpm @ 12 gpm
- Angled couplers for ease of attaching hoses

Model	Part No.	Weight (With Guard)	Length	Width (With Guard)	Flow Range	Working Pressure	Full Relief Setting	Rotation/RPM	Wheel Capacity
GR29	GR2930101	15 lbs / 6.8 kg	11 in. / 28 cm	10-1/4 in. / 26 cm	4-12 gpm / 15-45 lpm	1000-2500 psi / 70-175 bar	2250 psi / 155 bar	CCW / 3200 @ 12 gpm / 45 lpm	9 in. / 22.8 cm

Accessories

Model	Part No.	Description
GR29	02587	Grinding Wheel for metal, 9 in. dia. x 5/8 in., 11 thd. Arbor
	02588	Grinding Wheel for masonry, 9 in. dia. x 5/8 in., 11 thd. Arbor
	03691	Grinding Wheel, 7 in. dia. x 5/8 in., 11 thd. Arbor
	05194	Depressed Center Wheel Adapter
	03971	Flush Face Coupling Set, 3/8 in. NPT

Model	Part No.	Description
GR29	06830	Hose Whip 18 in. Long, -8 SAE x 1/2 in. NPT
	31848	Dual Hose, 50 ft. x 1/2 in. with Couplers
	31972	Dual Hose, 25 ft. x 1/2 in. with Couplers
	58633	Twinned Hose, 25 ft. x 1/2 in. with Couplers
	58634	Twinned Hose, 50 ft. x 1/2 in. with Couplers

GRINDER MODEL GR30

The GR30 can be used for grinding and cleaning with either cup or standard type grinding wheels and wire or nylon brushes. The GR30 features an assist handle, adjustable, rotating wheel guard, insulated handle, flow control for over-speed prevention, counter-clockwise rotation and is powered by an integral Stanley Hyrevz™ motor. The GR30 is furnished with hose whips and flush face quick disconnect couplers.

Model	Part No.	Weight	Length	Width	Flow Range	Working Pressure	Full Relief Setting	Rotation/ RPM	Wheel Capacity
GR30	GR3070101	12 lbs / 5.4 kg	8 in. / 20 cm	10 in. / 25.4 cm	7-9 gpm / 26-34 lpm	1500-2000 psi / 70-140 bar	2250 psi / 155 BAR	CCW / 5800	9 in. / 22.8 cm

Accessories

Model	Part No.	Description
GR30	02587	Grinding Wheel for metal, 9 in. dia. x 5/8 in., 11 thd. Arbor
	02588	Grinding Wheel for masonry, 9 in. dia. x 5/8 in., 11 thd. Arbor

Model	Part No.	Description
GR30	03691	Grinding Wheel, 7 in. dia. x 5/8 in., 11 thd. Arbor
	05194	Depressed Center Wheel Adapter

HAMMER DRILLS

HAMMER DRILL MODEL HD01

The HD01 is ideal for just about any drilling job whether in rock, concrete, wood or masonry, with 4200 bpm and 800 rpm. The hammer function can be turned off for efficient light drilling in wood and metal. The sturdy, light-weight construction features a D-handle and assist handle making it easier to maneuver than a pistol-grip tool. The HD01 chuck accepts SDS Plus bits and accepts other common accessories with a standard SDS Plus shank. A geared drill chuck and adapter are available for use with common wood auger bits or twist drills. The HD01 has 3 modes of operation--drill mode (without percussion), hammer drill mode (drill with percussion) or hammer only mode (percussion only).

HAMMER DRILL MODEL HD45

The HD45 is designed for drilling holes in concrete, rock, or masonry from 3/4 in. / 19 mm to 2 in. / 50 mm in diameter and up to 29 in. / 73.7 cm deep as well as core drilling up to 4 in. / 102 mm in diameter. The HD45 uses a Skil 736 shank, carbide tipped, fluted drill bits and requires no fluid or compressed air to clear holes during operation. The HD45 features a feathering trigger for easy starts, adjustable rotation speed (both forward and reverse), and is furnished with hose whips and flush face quick disconnect couplers.

Model	Part No.	Weight	Length	Width	Flow Range	Working Pressure	Full Relief Setting	Performance	Capacity	Misc.
HD01	HD0153101	8.4 lbs / 4.1 kg	14.1 in. / 36cm	5.6 in. / 14 cm	3-9 gpm / 11-34 lpm	750-2000 psi / 50 - 140 bar	2250 psi / 155 bar	800 rpm @ 5 gpm	7/8 in. Dia.	SDS Plus Shk
HD45	HD4511001	51 lbs / 23 kg	24 in. / 61 cm	14 in. / 36 cm	3-9 gpm / 11-34 lpm	1500-2500 psi / 103-172 bar	2250 psi / 155 bar	300 rpm	3/4" Hex, Open Center, CE	

Accessories

Model	Part No.	Description
HD01	72992	1/2 in. Friction Chuck Adapter
	27807	3/8 x 12 in. OAL
	27814	1/2 x 12 in. OAL
	27826	3/4 x 12 in. OAL
	27827	3/4 x 18 in. OAL
	27832	7/8 x 18 in. OAL
HD45	30279	HD45 (Skil 736) Adapter to Percussion Core Bit(required)

Model	Part No.	Description
Carbide Bits		
HD45	02280	3/4 x 24 in.
	02281	1 x 24 in.
	02282	1-1/4 x 24 in.
	02283	2 x 24 in.
	04668	1 x 18 in.
	04896	1-1/4 x 36 in.
	05163	7/8 x 24 in.
	05167	1-1/2 x 24 in.

Contact Your Stanley Rep. for Carbide Percussion Core Bits.

IMPACT DRILLS

STANLEY Infrastructure

IMPACT DRILL Model ID07

The ID07 Impact Drill/Wrench delivers impact torque of up to 500 ft lbs (675 Nm). It is capable of breaking loose some of the toughest bolts and nuts. The ID07 can drive wood augers into the hardest salt-cured or creosote-treated ties without reaction torque to the operator.

Model	Part No.	Weight	Length	Width	Flow Range	Working Pressure	Full Relief Setting	Torque	Capacity
ID07	ID0782001	7.2 lbs / 3.3 kg	9 in / 23 cm	5 in / 11 cm	4-12 gpm / 15-46 lpm	750-2000 psi / 50-140 bar	2250 psi / 155 bar	500 ft lbs	1/2 in. Square Drive
	ID0781501	7.2 lbs / 3.3 kg	9 in / 23 cm	5 in / 11 cm	4-12 gpm / 15-46 lpm	750-2000 psi / 50-140 bar	2250 psi / 155 bar	500 ft lbs	7/16 in. Hex
	ID0792001	7.2 lbs / 3.3 kg	10 in. / 25.4 cm	4.25 in / 10.8 cm	4-12 gpm / 15-46 lpm	750-2000 psi / 50-140 bar	2250 psi / 155 bar	500 ft lbs	1/2 in. Square Drive

Accessories

Model	Part No.	Description
ID07	73636	Assist Handle
	05079	Chuck Adapter, 1/2 in. sq. x 7/16 in. hex QC
	05080	1/2 in. sqr Male x 5/8 in. Female Quick Change
	05117	Adaptor, 7/16 in. Hex Male x 1/2 in. Square Drive
	07192	Adaptor, 1/2 in. Square Drive to 5/8 in. QC
	27845	Pole Bit, 5/8 in. Hex Shank, 9/16 x 8 x 22 in.
	27847	Pole Bit, 5/8 in. Hex Shank, 13/16 x 8 x 22 in.
7/16 Hex Shank Pole Bits		
ID07	27850	9/16 x 8 x 12, 7/16 in. Hex
	27851	11/16 x 8 x 12, 7/16 in. Hex
	27852	13/16 x 8 x 12, 7/16 in. Hex
	27853	15/16 x 8 x 12, 7/16 in. Hex
	27854	1-1/16 x 8 x 12, 7/16 in. Hex
	27855	9/16 x 12 x 16, 7/16 in. Hex
	27856	11/16 x 12 x 16, 7/16 in. Hex
	27857	13/16 x 12 x 16, 7/16 in. Hex
	27858	15/16 x 12 x 16, 7/16 in. Hex
	27859	1-1/16 x 12 x 16, 7/16 in. Hex
	27860	9/16 x 18 x 22, 7/16 in. Hex
	27861	11/16 x 18 x 22, 7/16 in. Hex
	27862	13/16 x 18 x 22, 7/16 in. Hex
	27863	15/16 x 18 x 22, 7/16 in. Hex
	27864	1-1/16 x 18 x 22, 7/16 in. Hex

Model	Part No.	Description
1/2 in. Sockets - Square Drive		
ID07	05109	9/16 inch Double Square 8 Point Deep Length
	05110	5/8 inch Double Square 8 Point Deep Length
	05111	11/16 inch Double Square 8 Point Deep Length
	05112	3/4 inch Double Square 8 Point Deep Length
	05113	13/16 inch Double Square 8 Point Deep Length
	05114	7/8 inch Double Square 8 Point Deep Length
	05115	15/16 inch Double Square 8 Point Deep Length
	05116	1 inch Double Square 8 Point Deep Length

STANLEY Infrastructure

IMPACT WRENCHES

IMPACT WRENCH MODEL IW12

FEATURES
- Adjustable impact intensity, from 250 to 1200 ft. lb. / 340 to 1632 Nm
- Swing Hammer Mechanism
- Feathering trigger
- Reversing valve for instant change over from forward to reverse
- 3/4 inch square drive
- With or without a trigger guard

IMPACT WRENCH MODEL IW16

FEATURES
- Adjustable impact intensity, from 500 to 2500 ft. lb. / 680 to 3400 Nm
- Swing Hammer Mechanism
- Feathering trigger and "D" handle
- Reversing valve for instant change over from forward to reverse
- 1 inch square drive

IMPACT WRENCH MODEL IW24

FEATURES
- Adjustable impact intensity, from 800 to 3500 ft. lbs. / 1088 to 4760 Nm
- Swing Hammer Mechanism
- "D" handle
- Feathering trigger
- Reversing valve for instant change over from forward to reverse
- 1-1/2 inch square drive

Model	Part No.	Weight	Length	Width	Flow Range	Working Pressure	Full Relief Setting	Torque	Capacity	Misc.
IW12	IW12140AX	20 lbs / 9 kg	9.5 in. / 24 cm	4 in. / 10 cm	4-12 gpm / 15-45 lpm	1000-2000 psi / 70-140 bar	2250 psi / 155 bar	250-1200 ft lbs / 340-1632 Nm	3/4 in. Square Drive	Atex
	IW1214001	16.8 lbs / 7.6 kg	9.5 in. / 24 cm	4 in. / 10 cm	4-12 gpm / 15-45 lpm	1000-2000 psi / 70-140 bar	2250 psi / 155 bar	250-1200 ft lbs / 340-1632 Nm	3/4 in. Square Drive	
	IW1234001	14 lb / 6.4 kg	9 in / 24 cm	4 in / 10 cm	4-12 gpm / 15-45 lpm	1000-2000 psi / 70-140 bar	2250 psi / 155 bar	250-1200 ft lbs / 340-1632 Nm	3/4 in. Square Drive	under-water
IW16	IW16150	26 lbs / 12 kg	14.5 in. / 37 cm	5 in. / 11 cm	7-12gpm / 26-45 lpm	1500-2500 psi / 103-172 bar	2250 psi / 155 bar	500-2500 ft lbs / 680-3400 Nm	1 in. Square Drive	
	IW16350	26 lbs / 12 kg	14 in / 37 cm	5 in / 11 cm	7-12gpm / 26-45 lpm	1500-2500 psi / 103-172 bar	2250 psi / 155 bar	500-2500 ft lbs / 680-3400 Nm	1 in. Square Drive	under-water
IW24	IW24160	40 lbs / 18 kg	16 in. / 41 cm	5 in. / 11 cm	7-12 gpm / 26 - 45 lpm	1800 - 2000 psi / 124 - 140 bar	2250 psi / 155 bar	800-350 ft lbs / 1085-4745 Nm	1-1/2 in . Square Drive	
	IW24360	43 lbs / 19.5 kg	16 in. / 41 cm	5 in. / 11 cm	7-12 gpm / 26 - 45 lpm	1800 - 2000 psi / 124 - 140 bar	2250 psi / 155 bar	800-350 ft lbs / 1085-4745 Nm	1-1/2 in . Square Drive	under-water

Accessories

Model	Part No.	Description
IW12	01857	3/4 in. Square Anvil to 3/4 in. jacobs Chuck
	05117	7/16 in. Hex Shank x 1/2 in. Square male Adapter
	05080	5/8 in. Square Anvil to 5/8 in. Hex Quick Change Adapter
	06790	3/4 in. Square Anvil to 5/8 in. Hex Quick Change Adapter
	71706	Assist Handle Kit
IW16	31201	Adapter, 1 in. to 3/4 in. Drive
	31203	Extension, 10 in., 1 in. Drive
	33276	Socket Retainer Pin, 1 in. Square Drive Socket
	33277	Socket Retainer Ring, 1 in. Square Drive Socket

Model	Part No.	Description
IW1624	03971	Flush-Face Coupling Set, 3/8" NPT
	03974	Flush-Face Coupling Set, ½" NPT
	06830	Hose Whip 18" long, -8 SAE x 1/2"
	31848	Dual Hose, 50' x ½", with couplers
	31972	Dual Hose, 25' x ½", with couplers
	58633	Twinned Hose, 25' x ½", with couplers
	58634	Twinned Hose, 50' x ½", with couplers

CE TOOLS

DIAMOND CHAIN SAWS

STANLEY Infrastructure

DIAMOND CHAIN SAW MODEL DS11

The DS11 is a heavy duty and powerful diamond chain saw that is ideal for fast cutting of concrete, reinforced concrete, conduit, brick, stone and other masonry. Plunge cut capability allows quick cutting of window, door, conduit and duct openings in walls and notching and trimming of concrete pipe. Trigger activated water for lubrication and cooling is ported through the bar and applied at the point where the concrete is being cut.

The DS11 features ergonomic handles and guards to help reduce operator fatigue, water connection, flush face quick disconnect couplers, and is powered by a STANLEY Hyrevz™ motor. The Wall Walker™ that provides leverage for cutting is standard equipment. The bar and chain are sold separately.

Chain	Soft Materials / Brick & Block	Natural Stone	Medium Concrete / Light Reinforcement	Hard Concrete / Heavy Reinforcement
Ultra Chain	■	■	■	
Pinnacle Chain - 37		■	■	■

Model	Part No.	Weight	Length	Width	Flow Range	Working Pressure	Full Relief Setting	Output
DS06	DS06200001*	14 lbs / 6 kg	24 in. / 61 cm	9 in. / 23 cm	4-6 gpm / 15-23 lpm	1000-2000 psi / 70-140 bar	2250 psi / 155 bar	13 in. / 33 cm Bar
	DS06300001*	14 lbs / 6 kg	24 in. / 61 cm	9 in. / 23 cm	7-9 gpm / 26-34 lpm	1000-2000 psi / 70-140 bar	2250 psi / 155 bar	13 in. / 33 cm Bar
DS11	DS113000*	17 lbs /	17 in. /	9 in. / 23 cm	10-14 gpm /	1000-2000 psi / 70-140 bar	2250 psi / 155 bar	18 in. / 46 cm Bar
	DS115000	28 lbs / 12.7 kg	37 or 40 in. / 99 or 101.6 cm	9 in. / 23 cm	12 gpm / 45 lpm	1000-2000 psi / 70-140 bar	2250 psi / 155 bar	15 or 18 in. / 33 or 46 cm

* NOTE: Bar and Chain Not Included - Must be Ordered Separately

Accessories

Model	Part No.	Description
DS06	35037	Bar, 13 in. Sprocket Nose
	56799	Diamond Chain, 13 in. Ultra 25
	56800	Diamond Chain, 13 in. Pinnacle 25
DS06/DS11	20857	Chain Repair Spinner
	20858	Chain Repair Breaker
	20859	Diamond Chain Butterfly Repair Kit
	60859	Water Flow Meter, 0-7 gpm
	56767	Connecting Link, 5-Pack
	DCP30101	Water Pump 12 DC - clips for Battery (GT18)
	DCP30100	Water Pump 12 VDC - Marine Plug

Model	Part No.	Description
DS11	30306	Bar, 18 in., sprocket nose
	56802	Diamond Chain, 18 in., Ultra 37
	58632	Diamond Chain, 18 in., Pinnacle 37
	23517	Sprocket Wrench
	56801	Diamond Chain Ultra-32 15 in.
	56803	Diamond Chain Pinnacle-32 15 in.
	30305	15 in. Bar DC15 Sprocket Nose

Portable Water Pump MODEL DCP30

The DCP30 is a 12 volt pump capable of self priming up to an eight foot lift. It delivers 2.2 GPM at 40 PSI and is thermal protected to prevent overheating. A built in check valve prevents backward flow and maintains pressure after shut-off. The DCP30 is available with battery clips or a marine style DC plug. Ideal for providing adequate water for diamond concrete or ductile iron chain saws.

Model	Description
DCP30101	Water Pump, 12v DC, Battery Clip
DCP30100	Water Pump, 12v DC, Marine Type

UTILITY CHAIN SAW MODEL DS12

STANLEY's Utility Chainsaw is a revolutionary cutting method designed to change the way the job gets done. From ductile iron to plastic pipe, this chain saw will get you in and out of the job faster, easier and safer than other methods. Utilizing a brazed layer diamond coating on a durable chain chassis, this technology provides improved access with far less excavation in a confined space such as cutting water main pipe in a ditch.

Model	Part No.	Weight	Length	Width	Flow Range	Working Pressure	Full Relief Setting	Capacity	Misc.
DS12	DS1231801	26 lbs / 11.8 kg	38 in. / 97 cm	9 in. / 23 cm	7-9 gpm / 26-34 lpm	1000-2000 psi / 70-140 bar	2250 psi / 155 bar	18 in. / 45 cm Utility Bar	Utility Bar & Chain with HTMA couplers

Accessories

Model	Part No.	Description
DS12	71048	18" Utility Chain
	71047	18" Bar for Utility Chain
	71055	Pipe Clamp Assembly
	71046	Drive Sprocket
	23517	Sprocket Wrench

CUT-OFF SAWS MODEL CO25

Application: Cutting metal or masonry materials such as concrete, brick, structural steel, pipe, and guardrail.

FEATURES

- Cast aluminum handle with inter-locking safety trigger
- Adjustable wheel guard
- Built-in flow control to prevent over speeding, and a blade brake that retards spindle rotation
- Two models available: clockwise or counter-clockwise rotation
- Hose whips and flush-face quick disconnect couplers

Options include a handle extension kit for upright operation to meet operator preference, a water attachment kit for dust suppression and a saw cart for flat concrete and asphalt cutting.

CO25 shown with abrasive blade (not included)

Model	Part No.	Weight	Length	Width	Flow Range	Working Pressure	Full Relief Setting	Rotation/ RPM	Wheel Capacity
CO25	CO2514101	20 lbs / 9 kg	21 in. / 53 cm	11 in. / 28 cm	7-9 gpm / 26-34 lpm	1500-2500 psi / 103-172 bar	2250 psi / 155 bar	ccw / 4500	14 in. / 35.6 cm
	CO2554101	20 lbs / 9 kg	21 in. / 53 cm	11 in. / 28 cm	7-9 gpm / 26-34 lpm	1500-2500 psi / 103-172 bar	2250 psi / 155 bar	cw / 4500	14 in. / 35 cm
CO23	CO23341	23 lbs / 10.4 kg	19-1/2 in. / 49.5 cm	11 in. / 28 cm	10-15 gpm / 38-57 lpm	1500-2500 psi / 103-172 bar	2250 psi / 155 bar		10 in. / 25.4cm

Model	Part No.	Description
CO25	02691	14 in. Abrasive Wheel for metal, 1 in. arbor
	02692	14 in. Abrasive Wheel for masonry, 1 in. arbor
	62358	Diamond Blade, 14 in. dry cut
	33228	Water Attachment for CO25
	69290	Slab Saw Cart
	69704	Water Tank for 69290 Saw Cart
	34175	Handle Extension Kit

Model	Part No.	Description
CO25	03694	10 in. / 25.4 cm Diameter, 1 in. Arbor, Diamond Blade for Concrete
	04116	10 in. / 25.4 cm Diameter, 1 in. Abrasive Blade for Concrete
	04117	10 in. / 25.4 cm Diameter, 1 in. Abrasive Blade for Aluminum and Metal

SUMP PUMPS

STANLEY Infrastructure

SUMP PUMP MODEL SM20

SPECIFICATIONS
Application: Pumping Liquids
Capacity: 250 gpm / 946 lpm, 2.5 in. NPTF Discharge
Hyd. Flow: 4-9 gpm / 15-34 lpm (see order info)
Weight: 13.7 lbs / 6.3 kg
Length: 7.5 in. / 19 cm
Width: 9.6 in. / 24 cm
Connection: 3/8 in. flush face quick disconnect couplers

The SM20 is one of the lightest and most durable pumps available. Completely submersible and pumping 250 gpm / 946 lpm at a 10-foot head and moving solids up to 5/16 of an inch makes it ideal for vaults and manholes. It features a cast aluminum inlet, steel or urethane impeller, Hyrevz™ motor, and is furnished with flush face quick disconnect couplers.

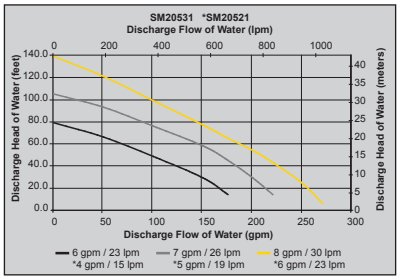

SUMP PUMP MODEL SM21

SPECIFICATIONS
Application: Pumping Liquids.
Capacity: 300 gpm / 1125 lpm, 2.5 in. / 63.5 mm Discharge
Hyd. Flow: 4-9 gpm / 15-34 lpm
Weight: 20 lbs / 11.34 kg
Length: 16 in. / 40.6 cm
Width: 6.25 in. / 15.9 cm
Connection: 3/8 in. flush face quick disconnect couplers

The SM21 is the ideal pump for areas of confined space and small openings. The SM21 pumps up to 300 gpm / 1125 lpm at a 50-foot head. The cast iron impeller is within 3/4 of an inch of the base allowing the pump to remove more liquids than other pumps. The SM21 features a lifting eye, 2.5 in. NPTF discharge, and is furnished with hose whips and flush face quick disconnect couplers.

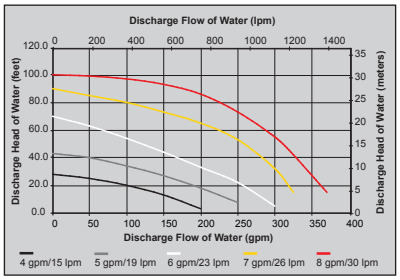

SUMP PUMP MODEL SM50

SPECIFICATIONS
Application: Pumping Liquids
Capacity: 500 gpm / 1890 lpm, 3 in. Male Camlock Discharge
Hyd. Flow: 7-12 gpm / 26-45 lpm
Weight: 21 lbs / 9.5 kg
Length: 10.5 in. / 26.7 cm
Width: 10 in. / 25.4 cm
Connection: 3/8 in. flush face quick disconnect couplers

The SM50 can pump an impressive 500 gallons per minute / 30,000 gallons per hour. It is completely submersible, can draw water down to a depth of 3.5 inches, and can run dry. It features a cast aluminum inlet, stainless steel impeller, lifting eye, 3 inch Camlock male discharge, and is furnished with flush face quick disconnect couplers.

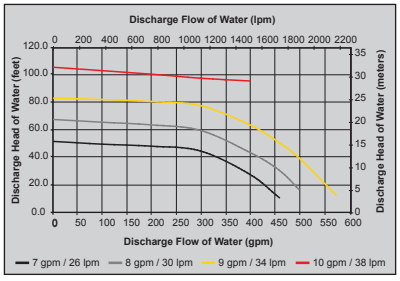

TRASH PUMPS

TRASH PUMP MODEL TP03

SPECIFICATIONS
Application: Pumping Liquids with Solids up to 3 in.
Capacity: 450 gpm / 1688 lpm, 3 in. NPTF Discharge
Hyd. Flow: 7-9 gpm / 26-34 lpm
Weight: 59 lbs / 26.7 kg
Length: 14 in. / 35.5 cm
Width: 12 in. / 30.4 cm
Connection: 3/8 in. flush face quick disconnect couplers

The TP03 is a submersible trash pump and will pump liquids with concentrations of solids up to 25% by volume. It features a tough urethane bowl and impeller, lifting eye, removable top plate, 3 inch NPTF discharge, and flush face quick disconnect couplers.

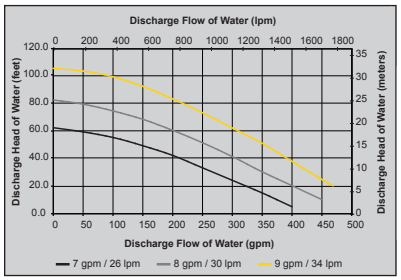

TRASH PUMP MODEL TP08

SPECIFICATIONS
Application: Pumping liquids with Solids up to 4 in.
Capacity: 800 gpm / 3028 lpm, 4 in. Male Camlock Discharge
Hyd. Flow: 7-9 gpm / 26-34 lpm
Weight: 63 lbs / 28.5 kg
Length: 19 in. / 48.3 cm
Width: 15 in. / 38 cm
Connection: 3/8 in. flush face quick disconnect couplers

The TP08 is a heavy duty submersible trash pump capable of pumping high volumes of water, sand slurries, gravel, sludge and solids up to 4 inches in diameter. It features a steel bowl, cast iron impeller, polyethylene wear plates, carrying handle, removable top plate, 4 inch male Camlock discharge, and flush face quick disconnect couplers.

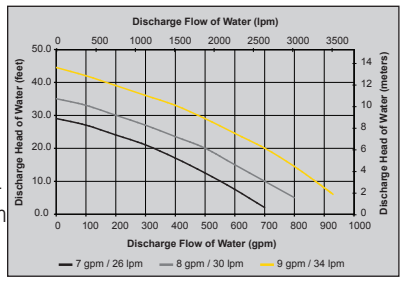

Model	Part No.	Weight	Length	Width	Flow Range	Working Pressure	Full Relief Setting	Output	Discharge	Impeller
SM20	SM2043101	13.7 lbs / 6.3 kg	17.5 in. / 19 cm	10 in. / 24 cm	7-9 gpm / 26-34 lpm	1000-2000 psi / 70-140 bar	2250 psi / 155 bar	250 gpm / 946 lpm	2.5 in. / 63.5 mm	Steel
	SM2052101	13.7 lbs / 6.3 kg	17.5 in. / 19 cm	10 in. / 24 cm	4-6 gpm / 15-23 lpm	1000-2000 psi / 70-140 bar	2250 psi / 155 bar	250 gpm / 946 lpm	2.5 in. / 63.5 mm	Urethane
	SM2053101	20 lbs / 9.1 kg	16 in. / 19 cm	9.6 in. / 24 cm	7-9 gpm / 26-34 lpm	1000-2000 psi / 70-140 bar	2250 psi / 155 bar	250 gpm / 946 lpm	2.5 in. / 63.5 mm	Urethane
SM21	SM2151101	20 lbs / 9.1 kg	16 in. / 40.6 cm	6.25 in. / 16.5 cm	4-9 gpm / 15-34 lpm	1000-2000 psi / 70-140bar	2250 psi / 155 bar	300 gpm / 1125 lpm	2.5 in. / 63.5 mm	Cast Iron
SM50	SM50100	21 lbs / 9.5 kg	10.5 in. / 26.7 cm	10 in. / 24 cm	7-12 gpm / 26-45 lpm	1000-2000 psi / 70-140 bar	2250 psi / 155 bar	500 gpm / 1890 lpm	3 in. / 75 mm	Steel
TP03	TP0300301	31 lbs / 14 kg	14 in. / 35.5 cm	16 in. / 41 cm	7-9 gpm / 26-34 lpm	2000 psi / 140 bar	2250 psi / 155 bar	450 gpm / 1688 lpm	3 in. / 75 mm	Urethane
TP08	TP08013	59 lbs / 26.7 kg	19 in. / 48.3 cm	15 in. / 38 cm	7-9 gpm / 26-34 lpm	2000 psi / 140 bar	2250 psi / 155 bar	800 gpm / 3028 lpm	4 in. / 100 mm	Steel

Accessories

Model	Part No.	Description
SM20/SM21/SM50	02183	Fire Hose, 25 in. x 2-1/2 in.
	02317	Fire Nozzle - 1 in. output
	05133	2-1/2 in. Thread Adaptor for Sump Pump to Fire Hose
	05134	50 ft. Fire Hose, 2-1/2 in. dia.
	05135	Spanner Wrench for Pin Lug Coupler
	15248	Adapter, 3 in. female camlock x male fire hose (nh) thread
	59101	Adapter, 2-1/2 in. male NPT x 3 in. male Camlock
	56761	Discharge Hose

Model	Part No.	Description
SM20/SM21/SM50	52720	3 in. Adapter
	02812	Elbow
TP03	52720	Adapter, 3 in. male NPT x 3 in. male Camlock
	56761	Lay-Flat Discharge Hose, 3 in. x 25 ft with Camlock fittings
	73576	Carrying Handle
	73577	Quick Link Connector
TP08	65624	Lay-Flat Discharge Hose, 4 in. x 25 ft with Camlock Fittings

POWER UNITS

POWER UNIT MODEL HP8

The GT18 hydraulic power unit is engineered for continuous professional use and is optimized to deliver ideal flows and pressures to both Type 1 and Type 2 hydraulic tools. Its powerful 18 HP Briggs & Stratton engine and best-in-class cooling system deliver the power and heat rejection pros need to keep tools working uninterrupted all day in all types of conditions. The GT18 features a computerized all-electric throttle control system that idles-down the engine when tools aren't running, saving fuel and extending service life. Its feature-rich, dependable operation make the GT18 the workhorse of the industry.

FEATURES

- Meets HTMA requirements for Type 1 and Type 2 hydraulic tool circuits.
- 5 or 8 gpm / 20 or 30 lpm @ 2000 psi
- Heat rejection capacity exceeding 5 hp.
- Computerized throttle control
- Quartz hour meter
- Direct mounted hydraulic pump
- Air-oil cooler
- Lift and latch handle
- Pneumatic tires
- Maintenance-free battery
- Hydraulic and engine oil filter
- Engine oil level shut-down
- 5 gallon / 20 liters fuel tank capacity

POWER UNIT MODEL HP8 & HP12

The Hydraulic power to operate Stanley's line of hydraulic railroad tools compact design is ideal for all your on-site hydraulic power needs. The ultra efficient hydraulic tool circuit cooling provides comfortable tool operation even in the most demanding environments.

FEATURES

- Compact and lightweight.
- Computerized electronic throttle control.
- In-tank hydraulic filtration.
- Pressurized engine oil lubrication.
- Locking handle.
- Electric Start.
- Quiet Operation.
- Small size - can fit into small truck or van.
- Portable - can be wheeled around job site like a wheelbarrow.
- Serviceability - can be serviced by small engine dealers.

Model	Part No.	Weight	Length	Width	Height	Engine	Output Flow	Pressure	Misc.
HP8		330 lbs / 149.6 kg	35 in. / 91.4 cm	23 in. / 58.4 cm	29.5 in. / 74.9 cm	Briggs	8 gpm / 30 lpm	1500 psi / 103 bar	CE
HP21		334 lbs / 151.5 kg	36 in. / 91.4 cm	23 in. / 58.4 cm	29.5 in. / 74.9 cm	Briggs	(2) 4 gpm / 15 lpm or (1) 8 gpm / 30 lpm	1500 psi / 103 bar	CE

PROFILE GRINDER MODEL PG10

The Stanley PG10 Profile Grinder is designed to grind a wide range of rail from 90# to 140#. Adjustable flange wheels which cannot get out of adjustment ensure grinding accuracy. Simple and safe operator controls positions the operator to maintain proper ergonomics while running the profile grinder.

FEATURES

- Upright handle for ergonomic operation.
- Adjustable flange wheels ensure grinding accuracy.
- Interlocking, full length, bail type safety trigger.
- Removable wheel guard for easy access to the grinding wheel.
- Built-in speed control.

ORDER INFORMATION

Model	Description	Included Equipment
PG1011001	Profile Grinder	Couplers, Shaft Wrench

Accessories

Part No.	Description
28597	6" Cup Grinding Stone
25060	Spark Guard

TIE TAMPER MODEL TT46

The TT46133 Tie Tamper's spring-dampened anti-vibration handle isolates the tool's vibration which reduces operator fatigue and increases productivity. The feathering On/Off valve allows the operator to control the output energy of the tool, providing more control and ease of handling. The TT46133 Model has a spring-loaded bit keeper allows the bit to be backed out even when driven deeply into the ballast.

FEATURES

- Spring-dampened anti-vibration handle.
- Feathering On/Off valve.
- Spring-loaded bit keeper.
- 1500 blows per minute.

Model	Description	Included Equipment
TT46133	Anti Vibration Handle Tie Tamper, Heavy Duty (5 gpm)	Couplers, Hose Whips, 21 in. Steel

Accessories

Part No.	Description
59033	Tie Tamper Steel - 4" w/"V" Cut 21" OAL - Round
59034	Tie Tamper Steel - 4" w/"V" Cut 18" OAL - Round
44937	Tie Tamper Steel - 4" w/"V" Cut 21" OAL - Hex
44979	Tie Tamper Steel - 4" w/"V" Cut 18" OAL - Hex
69397	Frost Chisel - 2" x 24"
31254	Accumulator Charging Kit

CE TOOLS

TRACK JACKS & WELD SHEARS

STANLEY Infrastructure

TRACK JACK MODEL TJ12

The STANLEY TJ12 is one of the best track jacks available with an untouchable power to weight ratio. Built to last, the TJ12 has a 200% increased tool life compared to leading competitors. With a new carry handle, the track jack has improved ergonomics and is much easier to carry from job to job.

FEATURES

- Narrow bridge model available.
- One piece forged base.
- Low pump handle effort.

Part No.	Weight	Length	Lifting Capacity	Description	Amount of Travel per Pump	Stroke	Lifting Capacity
TJ12111S	43.5 LBS / 19.7 KG	6X11 IN / 15 X 28 CM	10 TONS / 9,072 KG	TRACK JACK, INTEGRAL PUMP, HYDRAULIC JACK	.16 IN / .4 CM	8.8 IN / 22.3 CM	10 TONS / 9,072 KG
TJ12112S	43.5 LBS / 19.7 KG	4.5 X 11IN / 11.4 X 28CM	10 TONS / 9,072 KG	TRACK JACK, INTEGRAL PUMP, HYDRAULIC JACK, NARROW BASE	.16 IN / .4 CM	8.8 IN / 22.3 CM	10 TONS / 9,072 KG

WELD SHEAR MODEL WS10

STANLEY'S powerful yet light-weight Weld Shear is the ideal tool for shearing thermite welds with a shearing force of over 20,000 lbs (89,000 Nm).The WS10's efficient design allows welds to be sheared prior to dismantling the weld mold, decreasing the time to set up and increasing productivity.

The in-line pump handle eliminates rocking of the shear on the rail during shearing operation.



FEATURES

- Efficient hand pump.
- In-line handle.
- Controls placed away from shear for operator safety.
- 4 self-locking hold downs.
- Replaceable rollers.

Part No.	Weight	Width	Height	Description	Hydraulic Pressure	Flow Range	Shear force
WS10321A	90 LBS / 41 KG	19.5 IN / 49.5 CM		LIGHTWEIGHT WELD SHEAR	2000 PSI / 140 BAR	3-10 GPM / 11-38 LPM	20,000 LBS / 89,000 Nm
WS10321AB	90 LBS / 41 KG	19.5 IN / 49.5 CM	12 IN / 30.4 CM	LIGHTWEIGHT WELD SHEAR WITH AERO QUIP COUPLERS	2000 PSI / 140 BAR	3-10 GPM / 11-38 LPM	20,000 LBS / 89,000 NM

Accessories

Item No.	Description
27948	BLADE SET A (105 - 155 LB / YD [47 - 70 KG / M] RAIL*)
27989	BLADE SET B (60 - 130 LB / YD [41 - 60 KG / M] RAIL*)
73394	WELD SHEAR HOLD DOWN

RAIL SAW MODEL RS25

Stanley's RS25 Rail Saw with its bell-crank style clamp design provides positive, rigid locking to all types of rail for quick and accurate set-up.

The ergonomical long saw arm is standard with the RS25 and allows the operator full use of the tool in a standing position. The indexable swivel on the clamp arm and saw, allows cutting on both sides of the rail, eliminating the need to disconnect from and re-connect to the saw clamp.

FEATURES

- Bell-crank style clamp design.
- Ergonomically designed long saw arm.
- Lockable lower arm significantly reduces operator effort.
- Indexable swivel on the clamp arm.
- Tamper-proof speed control.
- Sealed bearings in arm and pivot joints.
- Cast aluminum construction.
- Integrated retractable blade position guide.

Model	RPM	Depth	Flow Range	Pressure	Included Equipment
RS25103	3600 (16 in. wheel)	18 in / 46 cm	7-10 gpm / 26-38 lpm	1800-2000 PSI / 124-140 BAR	Clamp (# 66138), Couplers and Hose Whips

Part Number	Description
73648	Rail Saw Blade - 16 in. Stanley Abrasive Cut-Off Saw Blade
34367	Universal Bell Crank Kit
22439	Rail Saw Blade 16 in. Norton AT-36
29745	Rail Saw Blade 16 in. Norton Norzone III Fastcut

RAIL DRILL MODEL RD12

The lightweight and rugged STANLEY RD12 has extensive features that provide speed, reliability, and the lowest cost per hole drilled of any comparable rail drill on the market. With exclusive carbide tipped bits the RD12 easily drills both hardened and standard rail with the same tool. With an automatic bit feed, the elimination of clutches and gears, and an over center clamp, rail workers can get to working faster.

FEATURES

- Lightweight aluminum construction.
- Preset integrated water flow control.
- Over-center clamp design.
- Tool rack for extra bits.
- Automatic water/coolant control valve.

Model	Description	Included Equipment	Bit Capacity	Output
RD12101	Rail Drill with Water Tank	Couplers and Torx Driver - Does not include bits, indexable carbide tips, templates - please order those separately.	Up to 1-9/16 in. / 26 mm diameter	1.5 inch hole in 40 seconds / 38 mm hole in 40 seconds

Part No.	Description
29471	Drill Bit 1 in.
29470	Drill Bit 1-1/16 in.
29469	Drill Bit 1-1/8 in.
29468	Drill Bit 1-3/16 in.
29467	Drill Bit 1-1/4 in.
29461	Drill Bit 1-5/16 in.
29465	Drill Bit 1-3/8 in.
67268	Drill Bit 1-11/16 in.
72652	Drill Bit 1-13/16 in.

Part No.	Description
32511	Drill Bit 1-7/16 in. Trepanning
32510	Drill Bit 1-1/2 in. Trepanning
33331	Drill Bit 1-9/16 in. Trepanning
67267	Drill Bit 1-5/8 in. Trepanning
31808	Drill Bit 22 mm
29475	Drill Bit 23 mm
30563	Drill Bit 24 mm
31619	Drill Bit 25 mm
29474	Drill Bit 28 mm

Part No.	Description
31675	Drill Bit 31 mm
31674	Drill Bit 125 mm
31622	Drill Bit 27 mm
29473	Drill Bit 30 mm
31624	Drill Bit 32 mm
29472	Drill Bit 33 mm
31647	Drill Bit 36 mm
31969	Ten Piece Carbide Insert Kit
Templates	Contact Your Local Rep.

HOSE TYPES

The rated working pressure of the hydraulic hose must be equal to or higher than the relief valve setting on the hydraulic system. There are three types of hydraulic hose that meet this requirement and are authorized for use with Stanley Hydraulic Tools. They are:

- Certified non-conductive - constructed of thermoplastic or synthetic rubber inner tube, synthetic fiber braid reinforcement, and weather resistant thermoplastic or synthetic rubber cover. Hose labeled certified non-conductive is the only hose authorized for use near electrical conductors.
- Wire-braided (conductive) - constructed of synthetic rubber inner tube, single or double wire braid reinforcement, and weather resistant synthetic rubber cover. This hose is conductive and must never be used near electrical conductors.
- Fabric-braided (not certified or labeled non-conductive) - constructed of thermoplastic or synthetic rubber inner tube, synthetic fiber braid reinforcement, and weather resistant thermoplastic or synthetic rubber cover. This hose is not certified non-conductive and must never be used near electrical conductors.

Oil Flow		Each Hose Length		Inside Diameter		USE	Wire Braid Hose Spec	Working Pressure		Fiber Braid Hose Spec	Operating Pressure	
GPM	LPM	FEET	METERS	INCH	MM			PSI	BAR		PSI	BAR
5-8	19-30	up to 50	up to 15	1/2	13	Both	SAE 100R17-8	3000	230	SAE 100R7-8	2000	140
5-8	19-30	51-100	15-30	5/8	16	Both	SAE 100R17-10	3000	230	SAE 100R8-10	2750	190
5-8	19-30	100-300	30-90	5/8	16	Pressure	SAE 100R2-10	2750	190	SAE 100R8-10	2750	190
				3/4	19	Return	SAE 100R1-12	1250	86	SAE 100R7-12	1250	86

NOTE: SAE 100R16 may be used in place of SAE 100R2

RECOMMENDED HOSE CONFIGURATIONS

When a longer hose configuration is used by connecting hoses together, system back pressure is increased. Too high a back pressure may reduce performance and life of the tool. Stanley recommends back pressure not to exceed 250 psi / 17 bar. In addition, oil temperature should be limited to 140 degrees F / 60 degrees C.

For both 5 and 8 gpm (20 - 30 lpm) tools, standard hose with a 1/2" inside diameter is acceptable to use up to 100' or 30 m when configured with **(2) sets of 50 feet hose.**

Stanley **does not** recommend the following configurations with 1/2" diameter hose.

- (4) sets of 25' hose
- (1) set of 50' hose + (2) sets of 25' hose

These configuration will drive back pressure beyond recommended levels. For longer lengths between 100' to 300' Stanley recommends increasing the hose diameters to the following:
Pressure Line - 5/8" Inside Diameter Hose

Return Line - 3/4" Inside Diameter Hose

The increased hose diameter will alleviate back pressure and allow proper tool operation.

PERFORMANCE NOTES

When operating with longer hose lengths with the same diameter hose, back pressure increases. When operating hydraulic tools at 100' with the 1/2" diameter hose, some decrease in performance is possible.

This should not noticeably affect overall performance of the tool, but note it is not under optimal conditions with longer hose configurations.

Hydraulic systems come in many forms—from those found in the simple hydraulic jack to the more sophisticated systems found in earth moving equipment. The system required to operate most hydraulic tools found in this catalog would require 8 gpm / 30 lpm and be capable of providing system pressure up to 2000 psi / 140 bar. This system is referred to as a Type II, as classified by the Hydraulic Tool Manufacturers Association (HTMA). But there are also 3 other classifications. They are discussed below.

HYDRAULIC TOOL MANUFACTURERS' ASSOCIATION (HTMA) REQUIREMENTS

Hydraulic tools fall into 4 classifications, Type I, Type II, Type III, and Type RR as set by HTMA. The system requirements for powering these tools are as follows:

Type I	5	gpm ±10% / 19 lpm
Type II	8	gpm ±10% / 30 lpm
Type III	12	gpm ±10% / 45 lpm
Type RR	10	gpm ±10% / 38 lpm

OPERATING PRESSURE:

Hydraulic systems should be capable of providing the appropriate operating pressure and flow for the system types noted above when measured across the tool connections. Deviation from the nominal flow rates should be no more than plus or minus 10% at a operating pressure of 2000 psi / 138 bar. This is the pressure that the tools will normally operate at which is not to be confused with the relief pressure.

RELIEF PRESSURE:

Hydraulic systems should be capable of limiting the maximum pressure by using either a pressure compensating pump or a relief valve with a non-pressure compensating pump. The system pressure limiting component shall begin to control the maximum pressure at no less than 2150 psi. This is commonly known as the "cracking pressure". The system pressure limiting component shall limit the maximum pressure to 2250 psi for a Type I, Type II, or Type III tool. The system pressure limiting component shall limit the maximum pressure to 2500 psi for a Type RR tool.

RETURN PRESSURE:

The hydraulic systems should generate no more than 250 psi / 17 bar return pressure (back pressure) at the tool when operating at maximum flow for the tool type. System conditions for this pressure are at maximum hydraulic fluid viscosity of 400 SUS (SSU) at minimum operating temperature.

COOLING:

The hydraulic systems should have sufficient heat rejection capacity to limit maximum oil temperature to 140° F / 60° C at the maximum expected ambient temperature. Recommended minimum cooling capacities to dissipate tool-generated heat are:

Type I	3 Horsepower / 2.24 kW
Type II	5 Horsepower / 3.73 kW
Type III	7 Horsepower / 5.22 kW
Type RR	6 Horsepower / 5.22 kW

When determining cooling capacity, the intended duty cycle and the system generated heat must both be considered.

FILTRATION:

Systems should have 25 micron nominal filtration for the hydraulic fluid. Recommended filter element size is at least three times system rated flow to prevent filter bypass under low temperature start-up.

FLUID:

Hydraulic systems should use hydraulic fluid that has a viscosity of 130-225 SSU / 27-42 cst at l00° F / 38° C. Hydraulic fluids of petroleum base with anti wear properties and high viscosity indexes over 140 will meet recommended hydraulic fluid requirements over a wide range of operating temperatures. They should be demulsifying type to allow water to settle out of the fluid.

HANDHELD AND MOUNTED SOLUTIONS FOR ELECTRICAL, MUNICIPAL, RAILROAD, CONSTRUCTION AND DEMOLITION APPLICATIONS

STANLEY®

Your Authorized Stanley Dealer

Europe
17 Rue Jules
Berthonneau
41034 Blois, France
Tel. +33.254.52.40.00
Fax +33.254.52.40.34

North America
6430 SE Lake Rd.
Portland, OR 97222
Tel. 800-972-2647
Fax 503-652-1780

www.stanleyinfrastructure.com

0119